

The Physician Marketplace

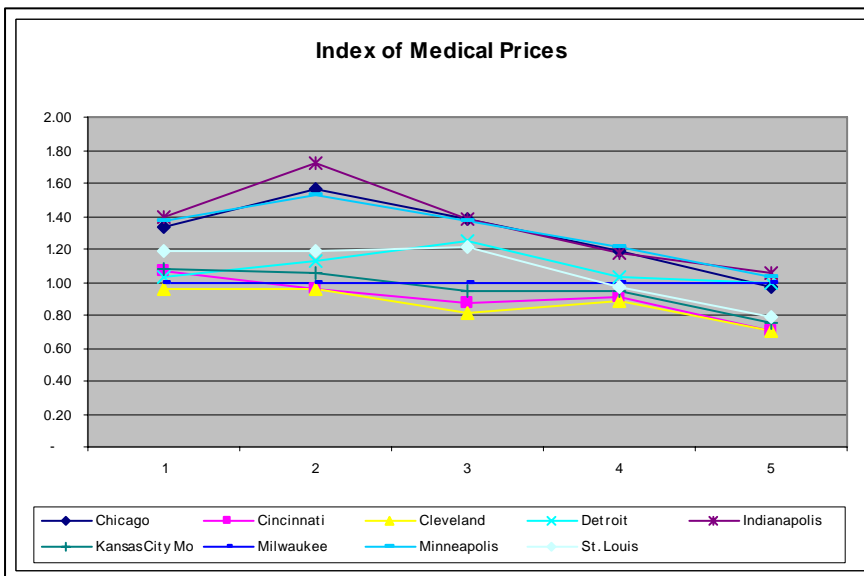
A Comparison of Central USA Metropolitan Areas

September 21, 2006

Left Heart Catheterization - CPT Code 93510

Geozip name	10th Percentile	25th Percentile	50th Percentile	75th Percentile	90th Percentile	# of Procedures
Chicago	862	1,196	1,630	2,129	2,615	1,997
Cincinnati	689	730	1,032	1,630	1,884	6,069
Cleveland	618	730	960	1,602	1,884	3,980
Detroit	666	856	1,469	1,861	2,683	183
Indianapolis	899	1,316	1,632	2,116	2,821	2,554
Kansas City M	697	808	1,118	1,696	2,009	3,016
Milwaukee	647	762	1,178	1,801	2,687	4,309
Minneapolis	888	1,162	1,608	2,192	2,776	740
St. Louis	766	905	1,424	1,751	2,108	14,197

All prices are in 2005 dollars.



The Physician Marketplace

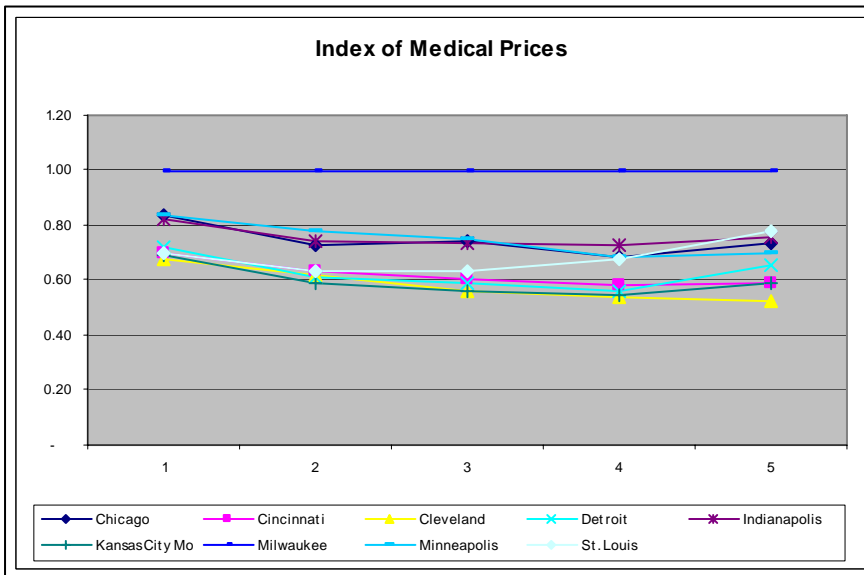
A Comparison of Central USA Metropolitan Areas

September 21, 2006

MRI - CPT Code 70551

Geozip name	10th Percentile	25th Percentile	50th Percentile	75th Percentile	90th Percentile	# of Procedures
Chicago	473	557	701	834	1,034	9,592
Cincinnati	394	483	573	704	827	7,628
Cleveland	380	472	531	654	740	6,112
Detroit	405	468	560	677	923	738
Indianapolis	462	569	695	879	1,068	2,701
Kansas City Mo	390	453	531	663	827	5,654
Milwaukee	564	767	945	1,214	1,412	8,097
Minneapolis	470	599	707	831	987	3,645
St. Louis	392	485	595	819	1,098	24,656

All prices are in 2005 dollars.



The Physician Marketplace

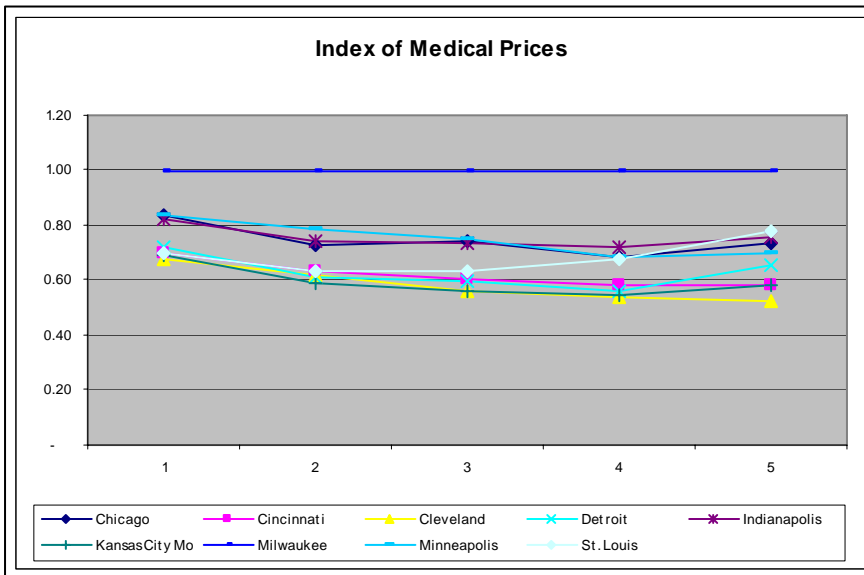
A Comparison of Central USA Metropolitan Areas

September 21, 2006

CAT Scan - CPT Code 70450

Geozip name	10th Percentile	25th Percentile	50th Percentile	75th Percentile	90th Percentile	# of Procedures
Chicago	218	257	323	384	477	9,592
Cincinnati	182	223	264	325	381	7,628
Cleveland	175	217	245	302	341	6,112
Detroit	187	216	258	312	425	738
Indianapolis	213	262	320	405	493	2,701
Kansas City Mo	180	209	245	305	381	5,654
Milwaukee	260	353	435	560	651	8,097
Minneapolis	217	276	326	383	455	3,645
St. Louis	181	223	274	378	506	24,656

All prices are in 2005 dollars.



The Physician Marketplace

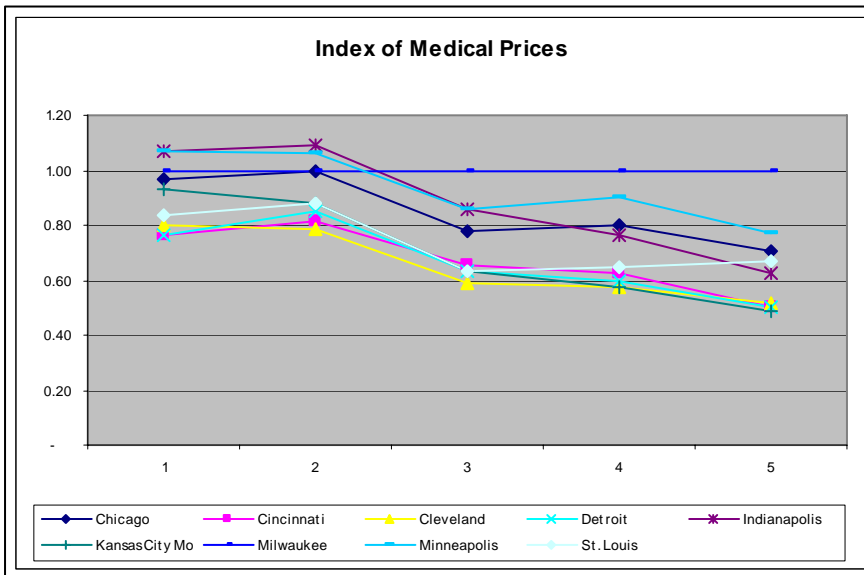
A Comparison of Central USA Metropolitan Areas

September 21, 2006

Read MRI - CPT Code 73550

Geozip name	10th Percentile	25th Percentile	50th Percentile	75th Percentile	90th Percentile	# of Procedures
Chicago	29	33	38	47	55	15,184
Cincinnati	23	27	32	37	39	23,705
Cleveland	24	26	29	34	40	16,252
Detroit	23	28	31	35	39	1,185
Indianapolis	32	36	42	45	49	9,255
Kansas City Mo	28	29	31	34	38	14,056
Milwaukee	30	33	49	59	78	20,201
Minneapolis	32	35	42	53	60	7,154
St. Louis	25	29	31	38	52	62,166

All prices are in 2005 dollars.



The Physician Marketplace

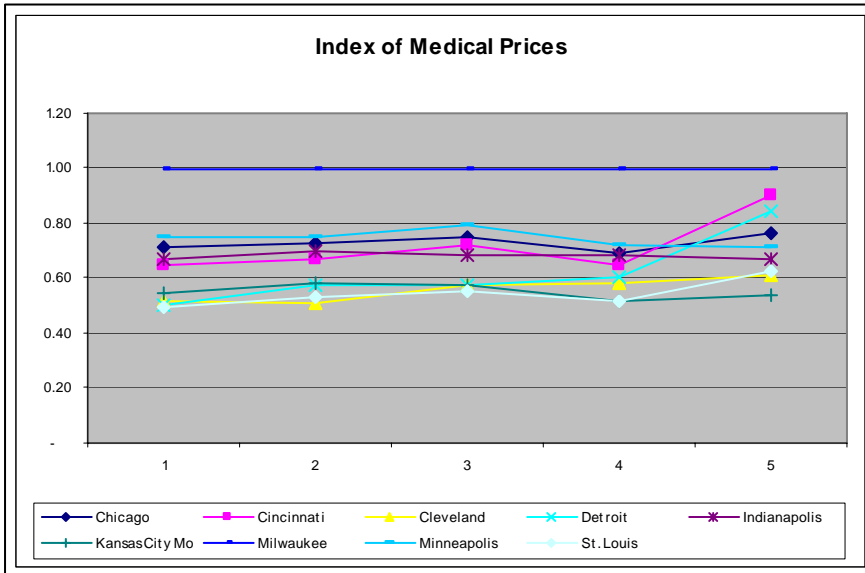
A Comparison of Central USA Metropolitan Areas

September 21, 2006

Read CAT Scan - CPT Code 76360

Geozip name	10th Percentile	25th Percentile	50th Percentile	75th Percentile	90th Percentile	# of Procedures
Chicago	493	592	752	903	1,087	21,508
Cincinnati	450	549	720	847	1,278	27,222
Cleveland	357	417	577	756	869	13,185
Detroit	351	470	575	783	1,203	1,902
Indianapolis	463	569	683	888	955	7,540
Kansas City Mo	380	474	574	677	765	14,535
Milwaukee	695	817	1,004	1,304	1,420	23,662
Minneapolis	519	612	799	936	1,010	10,565
St. Louis	343	433	558	674	887	57,709

All prices are in 2005 dollars.



The Physician Marketplace

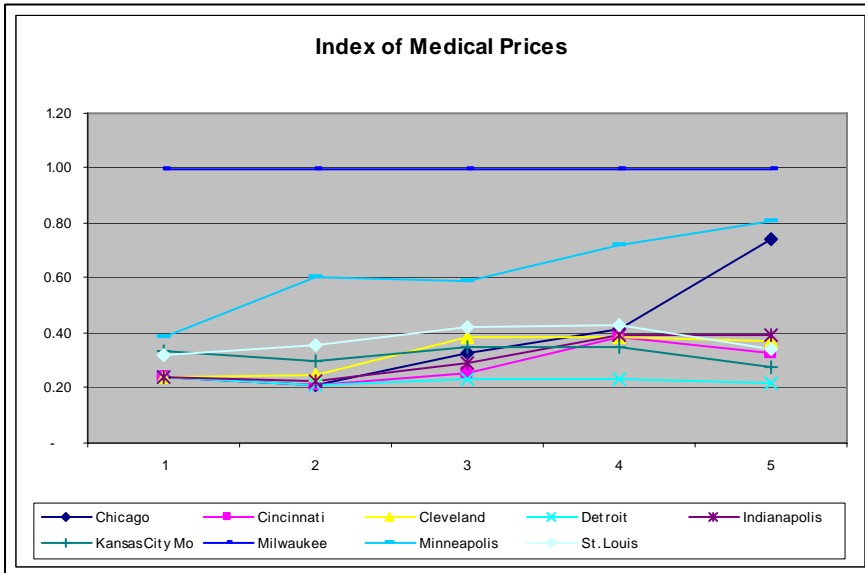
A Comparison of Central USA Metropolitan Areas

September 21, 2006

Intravascular Stent Placement - CPT Code 37205

Geozip name	10th Percentile	25th Percentile	50th Percentile	75th Percentile	90th Percentile	# of Procedures
Chicago	454	454	718	907	2,041	32,841
Cincinnati	454	454	551	832	907	16,048
Cleveland	454	522	832	832	1,016	13,484
Detroit	454	454	510	510	606	875
Indianapolis	454	472	629	847	1,089	7,348
Kansas City Mo	634	634	756	756	756	15,508
Milwaukee	1,905	2,117	2,176	2,176	2,761	8,390
Minneapolis	738	1,276	1,276	1,574	2,220	10,575
St. Louis	603	756	919	935	935	56,082

All prices are in 2005 dollars.



The Physician Marketplace

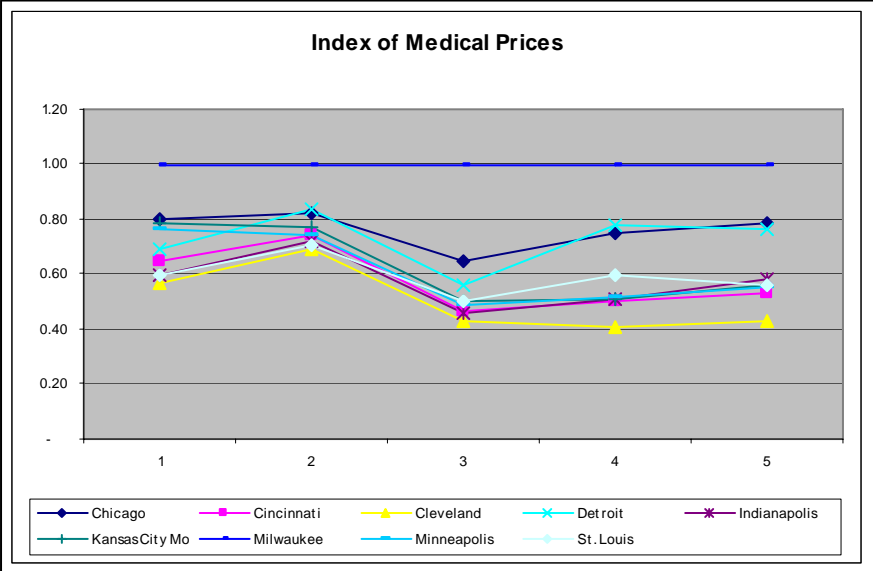
A Comparison of Central USA Metropolitan Areas

September 21, 2006

Gastroduodenostomy - CPT Code 43810

Geozip name	10th Percentile	25th Percentile	50th Percentile	75th Percentile	90th Percentile	# of Procedures
Chicago	637	742	1,092	1,398	1,832	147
Cincinnati	517	667	784	939	1,242	96
Cleveland	450	621	730	759	993	108
Detroit	548	752	950	1,442	1,773	6
Indianapolis	474	649	776	949	1,346	77
Kansas City Mo	628	690	849	947	1,307	60
Milwaukee	796	899	1,693	1,858	2,327	103
Minneapolis	605	669	824	955	1,293	25
St. Louis	475	632	853	1,103	1,304	222

All prices are in 2005 dollars.



The Physician Marketplace

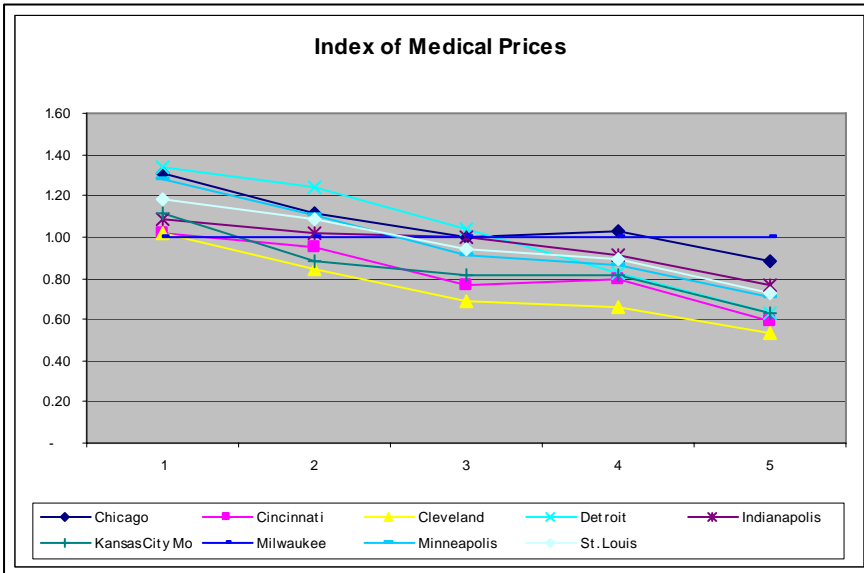
A Comparison of Central USA Metropolitan Areas

September 21, 2006

Echocardiography w/ image documentation - CPT Code 93307

Geozip name	10th Percentile	25th Percentile	50th Percentile	75th Percentile	90th Percentile	# of Procedures
Chicago	115	147	208	319	456	12,302
Cincinnati	90	125	160	245	305	12,597
Cleveland	90	112	143	203	272	14,198
Detroit	118	164	216	255	325	1,190
Indianapolis	96	134	209	283	396	5,459
Kansas City Mo	98	116	170	253	324	9,734
Milwaukee	88	132	209	309	514	11,737
Minneapolis	113	146	191	267	366	3,209
St. Louis	104	144	196	275	372	37,293

All prices are in 2005 dollars.



The Physician Marketplace

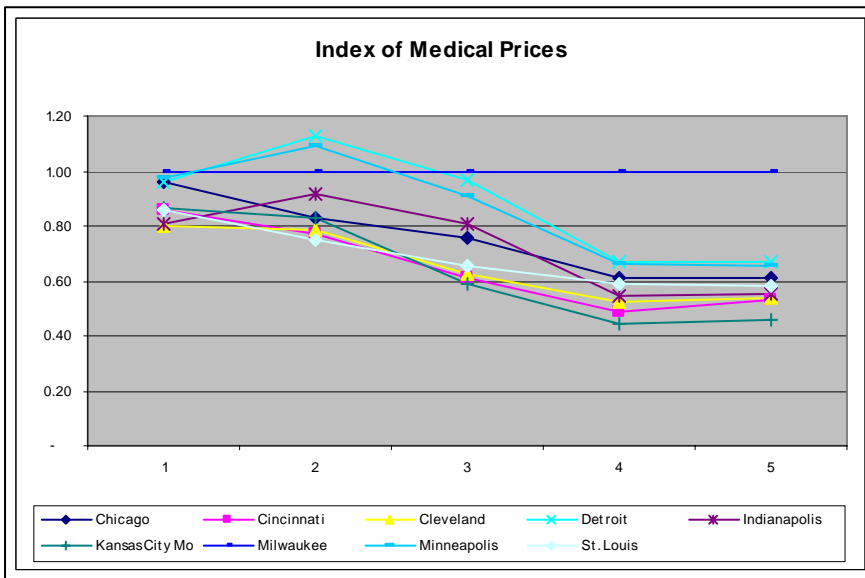
A Comparison of Central USA Metropolitan Areas

September 21, 2006

Knee Arthroplasty - CPT Code - 27447

Geozip name	10th Percentile	25th Percentile	50th Percentile	75th Percentile	90th Percentile	# of Procedures
Chicago	1,649	1,713	2,251	3,015	3,802	150
Cincinnati	1,470	1,583	1,821	2,383	3,309	315
Cleveland	1,369	1,611	1,869	2,582	3,348	284
Detroit	1,641	2,313	2,889	3,284	4,175	18
Indianapolis	1,380	1,882	2,398	2,674	3,451	229
Kansas City Mo	1,484	1,700	1,747	2,187	2,850	225
Milwaukee	1,714	2,058	2,981	4,916	6,240	326
Minneapolis	1,673	2,248	2,720	3,255	4,063	79
St. Louis	1,470	1,537	1,957	2,910	3,641	992

All prices are in 2005 dollars.



The Physician Marketplace

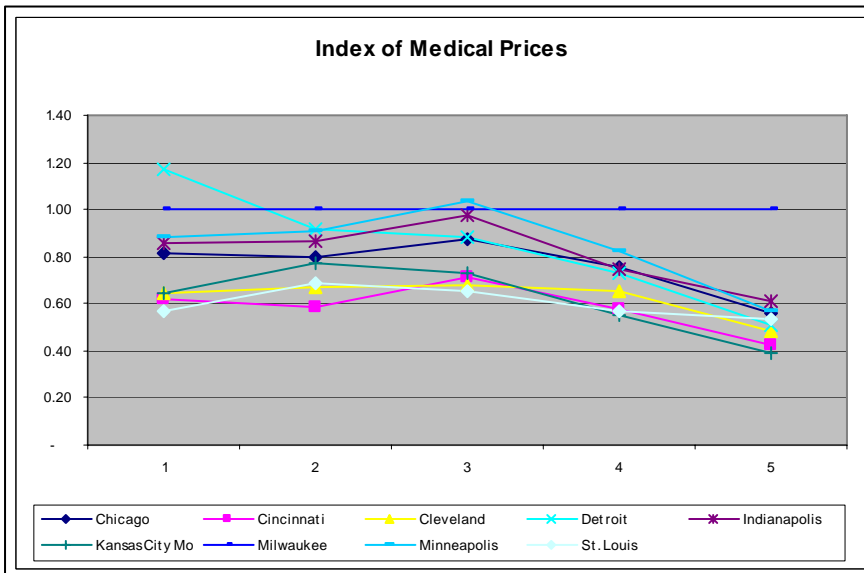
A Comparison of Central USA Metropolitan Areas

September 21, 2006

Knee Arthroscopy - CPT Code 29881

Geozip name	10th Percentile	25th Percentile	50th Percentile	75th Percentile	90th Percentile	# of Procedures
Chicago	479	643	837	1,037	1,236	723
Cincinnati	367	471	688	791	944	1,550
Cleveland	378	543	653	889	1,065	761
Detroit	692	738	848	999	1,133	26
Indianapolis	507	694	940	1,025	1,362	659
Kansas City Mo	379	624	698	759	872	1,117
Milwaukee	590	805	962	1,366	2,215	976
Minneapolis	519	732	999	1,130	1,251	310
St. Louis	334	550	629	773	1,179	3,614

All prices are in 2005 dollars.



The Physician Marketplace

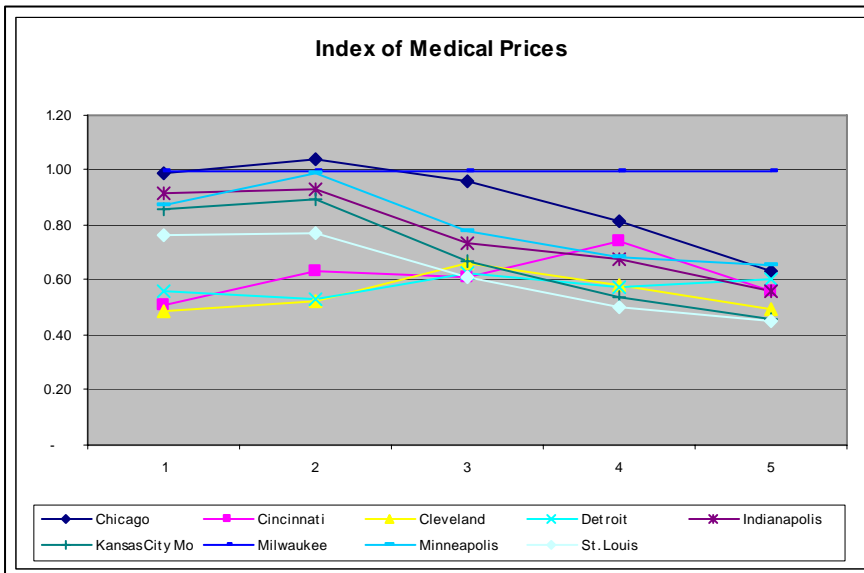
A Comparison of Central USA Metropolitan Areas

September 21, 2006

Diagnostic Colonoscopy - CPT Code 45378

Geozip name	10th Percentile	25th Percentile	50th Percentile	75th Percentile	90th Percentile	# of Procedures
Chicago	415	496	615	678	714	1,974
Cincinnati	213	300	392	616	631	4,811
Cleveland	204	249	425	484	553	3,679
Detroit	235	254	402	480	679	143
Indianapolis	385	444	471	565	633	2,209
Kansas City Mo	360	426	430	450	516	3,361
Milwaukee	420	476	640	834	1,125	4,223
Minneapolis	367	470	499	569	734	1,196
St. Louis	322	368	389	421	507	11,587

All prices are in 2005 dollars.



The Physician Marketplace

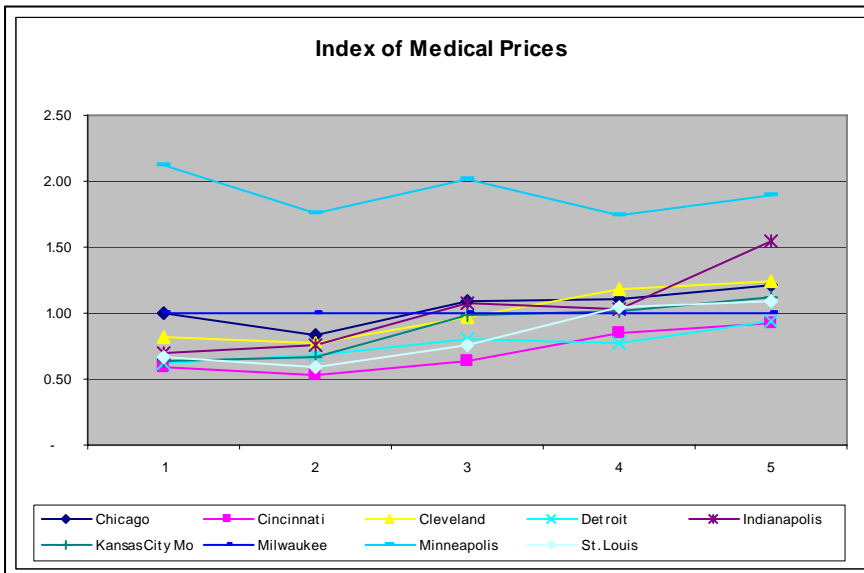
A Comparison of Central USA Metropolitan Areas

September 21, 2006

Carpal Tunnel Surgery - CPT Code 64721

Geozip name	10th Percentile	25th Percentile	50th Percentile	75th Percentile	90th Percentile	# of Procedures
Chicago	790	1,026	1,695	2,130	2,760	1,505
Cincinnati	466	654	990	1,630	2,100	1,386
Cleveland	650	961	1,520	2,277	2,856	1,630
Detroit	490	850	1,260	1,482	2,153	71
Indianapolis	555	932	1,676	1,974	3,516	812
Kansas City Mo	503	829	1,531	1,967	2,579	840
Milwaukee	789	1,240	1,564	1,929	2,286	1,452
Minneapolis	1,678	2,175	3,146	3,356	4,319	309
St. Louis	525	740	1,187	2,006	2,502	5,254

All prices are in 2005 dollars.



The Physician Marketplace

A Comparison of Central USA Metropolitan Areas

September 21, 2006

Cardiac Catheterization - CPT Code 92992

Geozip name	10th Percentile	25th Percentile	50th Percentile	75th Percentile	90th Percentile	# of Procedures
Chicago	628	1,112	1,499	2,222	3,510	268
Cincinnati	613	941	1,233	1,438	2,077	649
Cleveland	613	999	1,099	1,462	1,951	567
Detroit	773	868	1,152	1,733	2,059	32
Indianapolis	836	1,067	1,449	2,077	2,579	248
Kansas City Mo	710	1,057	1,278	1,509	2,224	334
Milwaukee	573	886	1,149	2,432	4,343	608
Minneapolis	689	862	1,341	1,554	2,093	109
St. Louis	789	1,152	1,362	1,966	3,205	1,468

All prices are in 2005 dollars.

